

## GLASS IONOMER PRODUCTS



## GLASS IONOMER MATERIALS FROM VOCO

### **More than 20 years' research developing products of the highest quality**

VOCO has been researching and manufacturing glass ionomer materials for use in the dental field for more than 20 years. The glass ionomer restorative and luting materials cover a wide range of applications in restorative and prosthetic dentistry when used in accordance with their indications.

The glass ionomers from VOCO now form part of a class of material that provides excellent treatment for the most important indications – either as a direct restorative treatment, as a base / liner, for core build-up or for the final luting of restorations fabricated in the laboratory.

The following overview of VOCO's glass ionomer materials illustrates the comprehensive range of applications of the various products.

### **Advantages of glass ionomer materials**

Glass ionomer materials have many material-specific advantages which is one of the reasons why they are used on a daily basis in dental practices.

The chemical bonding of glass ionomer materials to the dental hard tissue without the use of an adhesive and their ease of application in a relatively dry treatment area are just two of the many advantages of these materials. These advantages have proved to be of crucial importance, especially in paediatric dentistry, gerodontology and when dealing with non-compliant patients.

The release of fluoride from the glass ionomer products provides effective protection against secondary caries.

## APPLICATION CAPSULES

Application capsules from VOCO . . . . . 4

## RESTORATIVE MATERIAL

IonoStar Plus . . . . . 6  
 IonoStar Molar . . . . . 8  
 Ionolux . . . . . 10  
 VOCO Ionofil Molar . . . . . 12  
 Aqua Ionofil Plus . . . . . 13  
 Ionofil Plus . . . . . 13  
 Ionofil Molar AC . . . . . 14  
 Ionofil Molar AC Quick . . . . . 14

## GLAZING

Easy Glaze . . . . . 15  
 Final Varnish LC . . . . . 15

## LINER

Ionobond . . . . . 16  
 Ionoseal . . . . . 17

## LUTING











Meron (Application capsule) . . . . . 18  
 Aqua Meron . . . . . 19  
 Meron . . . . . 19  
 Meron Plus . . . . . 20  
 Meron Plus QM . . . . . 21

## DEVICES

GIC Mixer . . . . . 21  
 AC Activator . . . . . 22  
 AC Applicator type 1 . . . . . 22  
 AC Applicator type 2 . . . . . 22  
 Disposable articles . . . . . 22

## ICONS

As usual, the VOCO catalogue provides you with comprehensive information on each individual product and offers you a quick and practical overview of the entire product range. You can now find the main product characteristics at a glance.

	<p><b>Application of the material</b>                  This material is automatically mixed in the correct ratio before application.</p>		<p><b>Radiopacity</b>                  After completion of the working process, this material is highly radiopaque. The value shown indicates the radiopacity in percent relating to the aluminium equivalent.</p>		<p><b>Material compatibility</b>                  This product can be used with the materials indicated. For detailed information, please consult the instructions for use.</p>
	<p><b>Curing of the material</b>                  This product cures through exposure to light. The time indicated represents the average time. For detailed information, please consult the instructions for use.</p>		<p><b>Range of shades</b>                  This product is available in the number of shades indicated.</p>		<p><b>Application of the material</b>                  This material is available in the non-running, non-dripping NDT®-syringe.</p>
	<p><b>Method of application</b>                  Preparatory conditioning of the tooth surface is not required before application of this material to the tooth. For detailed information, please consult the instructions for use.</p>		<p><b>Fluoride content</b>                  This product contains the level of fluorides indicated. For detailed information, please consult the instructions for use.</p>		
	<p><b>Indications</b>                  According to indications, this product is suitable for fillings of the classes of cavity listed. For detailed information, please consult the instructions for use.</p>		<p><b>Material composition</b>                  This product contains the ingredient shown.</p>		

# Application capsules from VOCO

Enhancing the excellent material properties

New application capsule

There are many benefits in using capsules in restorative treatment with glass ionomer materials: the components are contained in optimum proportions and are thoroughly mixed. In addition, air inclusions are minimised. The mixing errors that can occur with manually mixed products, which lead to a deterioration of their physical properties and can therefore impair clinical success, can be avoided.

Application capsules were developed and patented by VOCO to facilitate application and to prevent mixing errors in combination with manual mixing. The application capsules from VOCO offer the dentist two key benefits: optimum ratio of both components as well as a user-friendly application. The latest capsule was released onto the market in 2013. This new application capsule enables simple activation without an activator as well as practical application.

## Extremely simple application without the need for an activator

An application capsule comprises two components. The first is the capsule body which contains the powder, and the second the capsule plunger of contrasting colour which contains the liquid. The capsule can be activated by simply pressing it down on a firm surface (e.g. table) using your hand. The coloured plunger is pushed into the powder chamber, thus bringing the powder and liquid together. Then the capsule is mixed in a capsule mixing device at a (mixing) frequency of 4,000 to 4,500 oscillations per minute.

## Opening the capsule

After successfully mixing, the capsule is opened by turning the application nozzle upwards. In doing so, it is important that the application cannula is raised until it meets resistance, so that the capsule is opened correctly and the material passes through the cannula easily. The capsule can now be inserted into the applicator. If the cannula is to be aligned at a certain angle to the longitudinal axis of the applicator, the entire capsule must always be rotated.



Take advantage  
of current offers!\*



## FLOWABLE AND YET PACKABLE

### Fast-setting glass ionomer restorative material

- Perfect marginal adaptation and packability in one product, thanks to a change in viscosity during application
- Fast setting time of only 2 minutes from placement of filling
- The first glass ionomer material with tooth-like fluorescence
- High level of fluoride release

## IonoStar® Plus



\*Find all current offers on [www.voco.com](http://www.voco.com) or contact your local VOCO dental consultant.

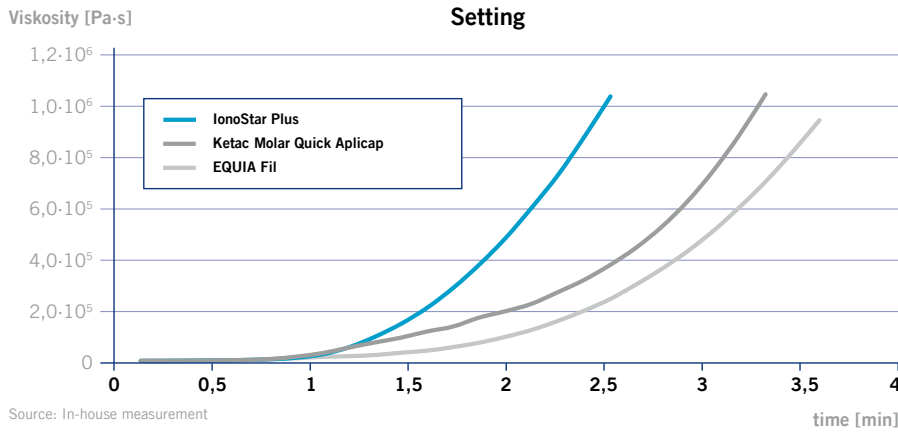
# IonoStar® Plus

Fast-setting glass ionomer restorative material

New application capsule

IonoStar Plus is a glass ionomer restorative material with numerous special features. Very easy to extract from the capsule, the material at first has excellent wetting characteristics resulting in optimal marginal adaptation. Its viscosity then changes within a few seconds, making the material malleable for at least one minute without sticking. It thus provides ideal viscosity at every stage of application.

Moreover, IonoStar Plus has a setting time of just two minutes, after which work can continue immediately. This is a valuable advantage, particularly in the treatment of patients with low compliance, such as children.



The diagram shows the setting- behaviour of the tested materials, measured by rheometer at 37 °C mouth temperature. Thanks to its initial, low-viscosity, consistency IonoStar adheres perfectly to the cavity walls. It then sets rapidly, resulting in only a short wait before the finishing process can begin.



IonoStar Plus is the first glass ionomer material to possess the fluorescence of a natural tooth, perfecting the naturally aesthetic appearance. This fluorescence makes the material excellently suitable for anterior restorations, which have exactly these aesthetic requirements.



### Indications

Restorations of non occlusion-bearing class I cavities  
 Semi-permanent restorations of class I and II cavities  
 Restorations of cervical lesions, class V cavities, root caries  
 Restorations of class III cavities  
 Restoration of deciduous teeth  
 Base / liner  
 Core build-up  
 Temporary restorations  
 Extended fissure sealing

### Advantages

- Perfect marginal adaptation and packability in one product, thanks to a change in viscosity during application
- Fast setting time of only 2 minutes from placement of the filling
- The first glass ionomer material with tooth-like fluorescence
- High level of fluoride release
- The new capsule design reaches smaller cavities and difficult-to access areas of the mouth
- High compressive strength and abrasion resistance

REF 2540	Set application capsule 50 pcs. (10 × A2, 30 × A3, 10 × A3.5)
REF 2548	Application capsule 20 pcs. A1
REF 2543	Application capsule 20 pcs. A2
REF 2544	Application capsule 20 pcs. A3
REF 2545	Application capsule 20 pcs. A3.5
REF 2546	Application capsule 150 pcs. A2
REF 2547	Application capsule 150 pcs. A3
REF 2331	Applicator – AC type 1
REF 2169	VOCO Trifill instrument, 10 pcs.

# IonoStar® Molar

Glass ionomer restorative material

Application capsules

Restorative material

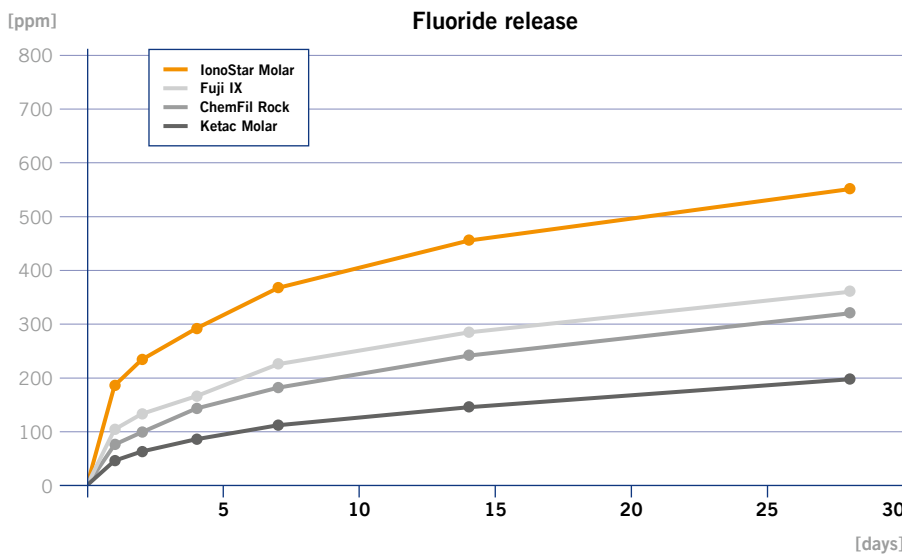
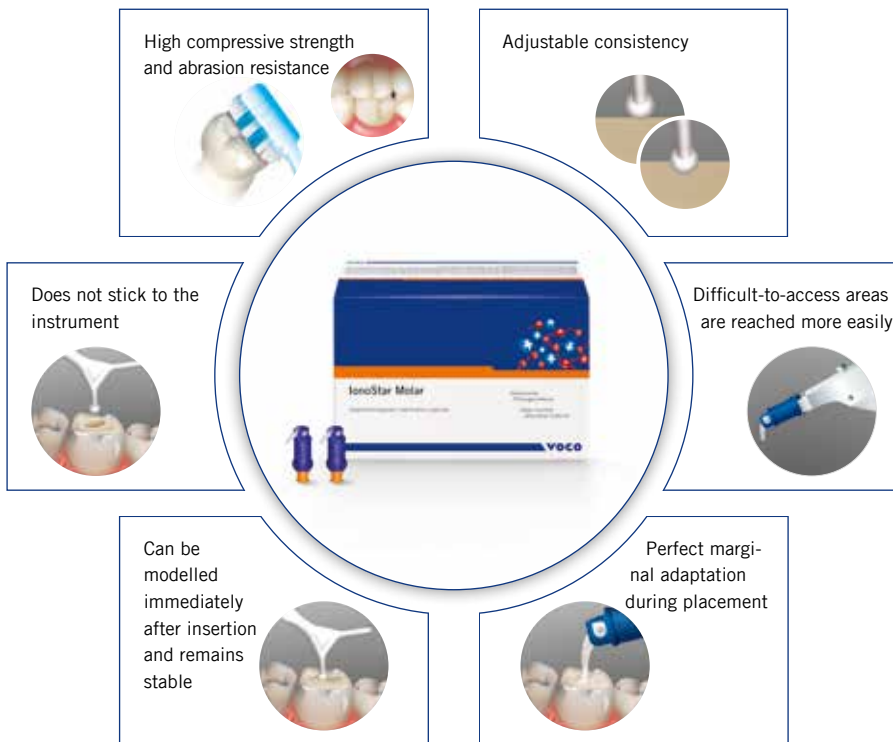
Glazing

Liner

Luting

Devices

New application capsule



Source: In-house measurement

The fluoride released by IonoStar Molar protects effectively from secondary caries.





class  
I, II, III  
restorations

250%  
radiopacity

auto  
mix

no  
conditioning

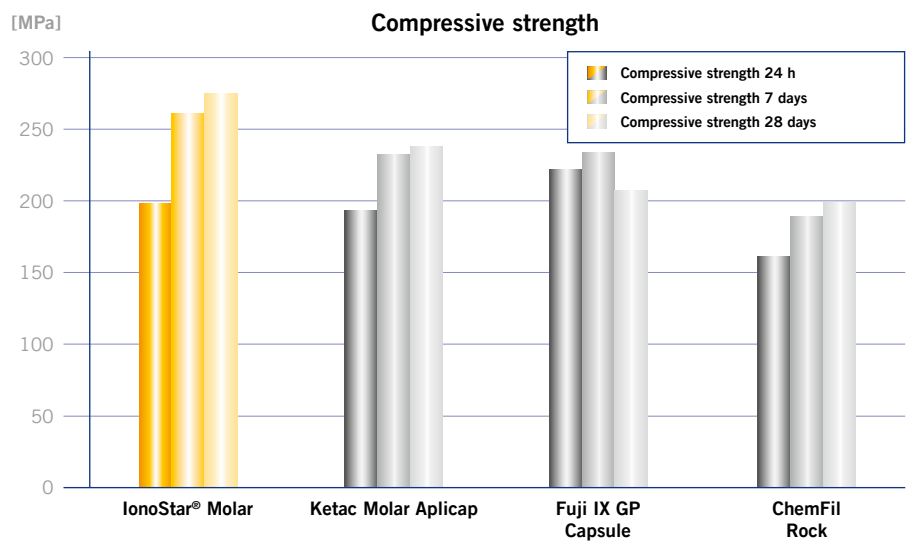
**Indications**

- Restorations of non occlusion-bearing class I cavities
- Semi-permanent restorations of class I and II cavities
- Restorations of cervical lesions, class V cavities, root caries
- Restorations of class III cavities
- Restoration of deciduous teeth
- Base / liner
- Core build-up
- Temporary restorations

**Advantages**

- Variable mixing time for adjustment of consistency
- Perfect marginal adaptation and easy application
- Can be modelled immediately after insertion without sticking to the instrument
- In VOCO's new application capsule, easy activation without activator
- The new capsule design reaches smaller cavities and difficult-to-access areas in the mouth
- High compressive strength and abrasion resistance

REF 2520	Set application capsule 50 pcs. (10 × A1, 10 × A2, 30 × A3)
REF 2522	Set application capsule 150 pcs. A2, AC Applicator type 1
REF 2523	Set application capsule 150 pcs. A3, AC Applicator type 1
REF 2524	Application capsule 20 pcs. A1
REF 2525	Application capsule 20 pcs. A2
REF 2526	Application capsule 20 pcs. A3
REF 2532	Application capsule 150 pcs. A2
REF 2533	Application capsule 150 pcs. A3
REF 2331	Applicator – AC type 1
REF 2169	VOCO Trifill instrument, 10 pcs.



Source: In-house measurement

The compressive strength of glass ionomers increases over the course of the retention time, as the material continues to mature and becomes firmer in the process.

Application capsules

Restorative material

Glazing

Liner

Luting

Devices

# Ionolux®

## Light-curing glass ionomer restorative material

New application  
capsule



Ionolux is a light-curing glass ionomer restorative material available in shades A1, A2, A3, A3.5 and B1 which has been developed to be used for various indications in restorative and preprosthetic dentistry. Because of its optimum material and handling properties, Ionolux is particularly recommended for use in cases where the treatment of patients presents a particular challenge to the dentist, for example in paediatric dentistry and gerodontology as well as in pain and emergency therapy.

Ionolux is also suitable for use in preprosthetic treatment cases where extensive dental hard tissue defects have to be treated so that abutments can be prepared subsequently and permanent restorations carried out.

### Optimum material and handling properties

Ionolux can be applied quickly after creating a treatment area that only needs to be relatively dry. The material is packable and sculptable immediately after being inserted into the cavity without sticking to the instrument. It can be fitted perfectly to the cavity walls. With Ionolux it is not necessary to condition the dental hard tissue before placing the restoration, nor to use a varnish after curing. The polymerisation time of 20 seconds per layer is short and practice-oriented. Ionolux has a variable working time which can be individually set by the dentist by using the polymerisation device. The specific material composition of Ionolux makes it easy to polish. Ionolux is also biocompatible and protects the tooth from secondary caries by releasing fluoride.

### Highest values for permanent restorations

Ionolux has a very high compressive strength as well as very low water solubility and therefore produces stable, permanent restorations. Ionolux is available in an extremely economical hand-mixed form which can be used with a minimum amount of equipment and in the new application capsule.

**Use Ionolux to benefit from the combined advantages of glass ionomer and composite: simply fill, polymerise, finish: that's all there is to it!**



## Indications

Class III and V restorations, primarily cervical fillings and root caries

Restoration of deciduous teeth

Small class I fillings

Temporary fillings

Core build-up

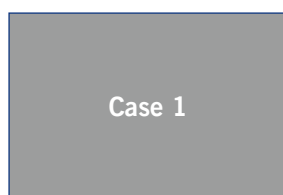
Linings

## Advantages

- Excellent working time – setting time individually adjustable by light-curing
- No need for conditioning of dental hard tissue
- Also suitable for big cavities
- Immediately packable after placement in the cavity
- Does not stick to the instrument, easy to model
- Fill, polymerise and finish – no varnish required
- Fluoride release
- Biocompatible
- Radiopaque
- A suitable alternative to the CBF technique (composite bonded to flow) in deep cavities

REF 2115	Set application capsule 50 pcs. (10 × A1, 10 × A2, 30 × A3)
REF 2117	Application capsule 20 pcs. A1
REF 2118	Application capsule 20 pcs. A2
REF 2119	Application capsule 20 pcs. A3
REF 2120	Application capsule 20 pcs. A3.5
REF 2121	Application capsule 20 pcs. B1
REF 2122	Application capsule 150 pcs. A2
REF 2123	Application capsule 150 pcs. A3
REF 1990	Powder / liquid (12 g / 5 ml) A1, accessories
REF 1991	Powder / liquid (12 g / 5 ml) A2, accessories
REF 1992	Powder / liquid (12 g / 5 ml) A3, accessories
REF 2331	Applicator – AC type 1
REF 2303	Mixing pads 70 × 80 mm, with adhesive back, 4 pcs.
REF 2169	VOCO Trifill instrument, 10 pcs.

## Clinical cases

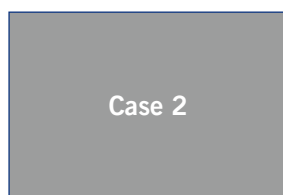


Tooth 35 with cervical defect



Tooth 35 immediately after treatment

Source: Dr. Isma Goltz, Bremen / Germany



Teeth 16, 15 after excavation



Subsequent treatment with Ionolux

Source: Prof. Hervé Tassery, PU-PH, Marseille / France

# VOCO Ionofil® Molar

Glass ionomer restorative material



## Indications

- Restorations of class II cavities (not occlusion-bearing)
- Temporary long-term treatment of class I and II cavities
- Build-up fillings and linings
- Core build-up
- Restoration of deciduous teeth
- Restoration of V-shaped defects and cervical enamel or root erosions including class V cavities

## Advantages

- Very good packability
- Non-sticky consistency
- Very high abrasion resistance, compressive and transverse strength
- Good adhesion to dentine and enamel
- Very durable fillings
- Continuous high fluoride release
- Radiopaque
- Biocompatible
- Tooth-like aesthetic translucency

REF 1441	Powder / liquid, 3 × 15 g powder (A1, A2, A3), liquid bottle 10 ml, Final Varnish LC bottle 3 ml
REF 1447	Powder 15 g A1
REF 1442	Powder 15 g A2
REF 1443	Powder 15 g A3
REF 1448	Liquid 10 ml
REF 2168	VOCO mixing spatula for cements, 20 pcs.
REF 2169	VOCO Trifill instrument, 10 pcs.

## Aqua Ionofil Plus

Water-mixable glass ionomer restorative material



### Indications

Restoration of deciduous teeth

Restoration of V-shaped defects and cervical enamel or root erosions including class V cavities

Restoration of cavities caused by carious lesions

Restorations of class III cavities and small class I cavities

Extended fissure sealing

Build-up fillings and linings

### Advantages

- Improved glass ionomer technology
- Good aesthetics available in three shades
- Simply mixed with water
- No danger of overacidification
- Spreadable consistency
- Good marginal adaptation



REF 1509	Powder 3 × 15 g (A1, A2, A3), Final Varnish LC bottle 3 ml, accessories
REF 1510	Powder 15 g A1
REF 1513	Powder 15 g A2
REF 1511	Powder 15 g A3
REF 2110	Shade guide
REF 2168	VOCO mixing spatula for cements, 20 pcs.
REF 2169	VOCO Trifill instrument, 10 pcs.

*Not available in Canada*

## Ionofil® Plus

Glass ionomer restorative material



### Indications

For restoration of deciduous teeth (especially class I)

Repair of V-shaped defects and enamel erosions as well as root erosions in the cervical area incl. class V fillings

Cavities caused by carious lesions

Fillings of class III and small fillings of class I (incl. extended fissure sealing) as well as build-up fillings for crowns, linings

### Advantages

- Spreadable consistency
- Good marginal adaptation
- Very good wetting behaviour
- Continuous fluoride release
- Improved glass ionomer technology
- Good aesthetics in three shades



REF 1520	Powder / liquid 3 × 15 g powder (A1, A2, A3), liquid bottle 10 ml, Final Varnish LC bottle 3 ml, accessories
REF 1521	Powder 15 g A1
REF 1525	Powder 15 g A2
REF 1522	Powder 15 g A3
REF 1524	Liquid 10 ml
REF 2168	VOCO mixing spatula for cements, 20 pcs.
REF 2169	VOCO Trifill instrument, 10 pcs.

*Not available in Canada*

# VOCO Ionofil® Molar AC · Quick

Glass ionomer restorative material



## Indications

- Restorations of class II cavities (not occlusion-bearing)
- Temporary long-term treatment of class I and II cavities
- Build-up fillings and linings
- Core build-up
- Restoration of deciduous teeth
- Restoration of V-shaped defects and cervical enamel or root erosions including class V cavities

## Advantages

- Very good packability
- Non-sticky consistency
- Very high abrasion resistance, compressive and transverse strength
- Stable fillings without marginal gaps
- Continuous high fluoride release
- Biocompatible
- Tooth-like aesthetic translucency
- A setting time of only 2.5 minutes makes VOCO Ionofil Molar AC Quick the perfect material for the treatment of children and impatient patients
- Good aesthetics in three shades

<b>VOCO Ionofil® Molar AC</b>	
REF 1463	Set application capsule 48 pcs. (8 × A1, 8 × A2, 32 × A3), Final Varnish LC bottle 3 ml
REF 1464	Application capsule 48 pcs. A1
REF 1460	Application capsule 48 pcs. A2
REF 1465	Application capsule 48 pcs. A3
<b>VOCO Ionofil® Molar AC Quick</b>	
REF 1630	Set application capsule 48 pcs. (8 × A1, 8 × A2, 32 × A3), Final Varnish LC bottle 3 ml
REF 1631	Application capsule 48 pcs. A1
REF 1634	Application capsule 48 pcs. A2
REF 1632	Application capsule 48 pcs. A3
REF 1241	Final Varnish LC bottle 2 × 3 ml
REF 2331	Applicator – AC type 1
REF 9300	Activator – AC
REF 2169	VOCO Trifill instrument, 10 pcs.

The excellent workability of the glass ionomer material is crucially determined by its packability.



A comparison of VOCO Ionofil Molar and material from a competitor. It is clearly recognisable that, as soon as the VOCO material is dispensed, it has a packable consistency that can be sculpted immediately.

Application capsules

Restorative material

Glazing

Liner

Luting

Devices

## Easy Glaze®

### Nano-filled light-curing coating for surface sealing

Easy Glaze is a light-curing protective varnish for surface sealing which is filled with nanoparticles, easy to apply and can be used for a wide range of applications on different materials.

Using the product on glass ionomer restorations is simplicity itself and saves much time: a fine coating is sufficient to produce a high lustre surface that is extremely smooth. Easy Glaze can be simply cured with halogen or LED polymerisation lamps. It is not necessary to condition the restorative material beforehand.

The nanofillers contained in Easy Glaze increase the resistance of glass ionomer restorations to abrasion, discolouration and plaque build-up.

The application of Easy Glaze to a glass ionomer restoration protects the restoration against moisture for the first 48 hours, that is during the initial period of sensitivity to water. The restoration is also noticeably smoother and harder when it has fully cured, resulting in a significant reduction in abrasions and discolourations in the restoration. An additional advantage of applying Easy Glaze to the glass ionomer restoration is that the newly placed restoration is isolated before an impression is taken, for example with an alginate.

#### Indications

Surface sealing of provisional crowns and bridges, glass ionomer restorations and definitive composite restorations

Protecting glass ionomer surfaces against the effects of moisture and dehydration immediately after placement

Sealing glass ionomer liners / build-up restorations before taking impressions

Sealing and protecting the adhesive interfaces between restoration and tooth structure

## Final Varnish LC

### Light-curing varnish for glass ionomer materials

#### Indications

Sealing and smoothing of glass ionomer materials surfaces after polishing

Protecting glass ionomer surfaces against the effects of moisture and dehydration immediately after placement

#### Advantages

- Permanent protection and safe sealing



REF 1016	Bottle 5 ml, accessories
REF 2245	Easy Brush, application brushes, 50 pcs.
REF 2315	Mixing palettes, 20 pcs.



REF 1241	Bottle 2 x 3 ml
----------	-----------------

# Ionobond

## Glass ionomer lining material with bonding effect



REF 1083 Powder / liquid (10 g / 15 ml), accessories

Ionobond is a radiopaque glass ionomer cement for cavity lining and core build-ups. It adheres to dentine and enamel by forming a chemical bond and contains no phosphoric acid or monomers. This ensures a high level of pulp compatibility, making the material particularly suitable as a lining and build-up material. Ionobond is also suitable for use in the vicinity of the pulp because it does not generate any heat during setting.

Ionobond also has a cariostatic effect thanks to its continuous release of fluoride.

Ionobond can be mixed quickly and easily because of the microfine powder component it contains.

### Indications

For cavity lining and core build-up

### Advantages

- Excellent chemical adhesion to dentine and enamel
- High biocompatibility
- Continuous fluoride releases
- High compressive strength
- Low solubility
- Tooth-like thermal expansion





# Ionoseal®

## Light-curing glass ionomer composite liner



### The material for day-to-day clinical use

With Ionoseal, syringes that run, drip, leave strings and waste expensive material are things of the past because the material is applied directly from the NDT® syringe (NDT® stands for Non-Dripping Technology). This innovative technology, on which the design of the plunger for the syringe is based, ensures that the plunger retracts automatically into the barrel of the syringe after pressure is exerted. This prevents runoff, thereby preventing the syringe from dripping. The required amount of Ionoseal can therefore be placed with pinpoint accuracy without wasting any material.

The fact that millions of cavity linings have been placed over more than 15 years testifies to the excellent compatibility of Ionoseal. Various compatibility studies using different model systems confirm Ionoseal's excellent biocompatibility compared with other materials. Moreover, the accompanying release of fluoride prevents the formation of secondary caries.

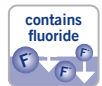
Ionoseal has excellent application and chemico-physical properties. Stable cavity linings can be placed under composites, cements and amalgams, even in shallow cavities, thanks mainly to Ionoseal's high compressive strength of 226 MPa, coupled with its very high flexural strength of 95 MPa. Ionoseal is also completely resistant to acids. A high radiopacity of 200 %Al rounds off the product's excellent properties. This enables you to reliably differentiate dental hard tissue from cavity liner material in every case.

### Indications

Lining under all types of filling material  
 Extended fissure sealing  
 Restoration of smaller lesions

### Advantages

- Ready-to-use one-component material
- Time-saving: light-curing in seconds
- Quick and hygienic application
- High compressive strength (226 MPa)
- Fluoride release against secondary caries
- High biocompatibility
- Radiopaque



REF 1126	Tube 2 × 4 g
REF 1326	Syringe 3 × 2.5 g, accessories
REF 2146	Application cannulae type 41, 100 pcs.

## Meron (Application capsule)

### Radiopaque glass ionomer luting cement

New application capsule



REF 1242	Application capsule 50 pcs.
REF 1243	Application capsule 150 pcs.
REF 2331	Applicator – AC type 1

Meron in the new application capsule makes luting metal or all-ceramic crowns, bridges, inlays and onlays quick and reliable, whether on natural dental hard substance or on implant abutments. Meron can also be used to lute metal root posts and metal post core build-ups, prefabricated steel crowns, and orthodontic bands.

The trusted luting cement Meron offers a number of benefits which are of particular importance in daily working practice. When being applied the material flows and provides optimal wetting of the restorations inner surfaces, but during transfer to the oral cavity it is firm and stable. This simplifies working processes, particularly in mandibular areas. A film thickness of just 16 µm means that the fit of the restoration remains precise. Removal of excess material is simple. It is easy to lift off with a probe, etc., during the setting phase. Moreover, Meron is radiopaque and has a high level of translucency, which aids the natural appearance of all-ceramic restorations.

#### Indications

Luting of

- metal-based crowns, bridges, inlays and onlays
- high-strength all-ceramic crowns and bridges
- metal-based and high-strength all-ceramic crowns and bridges on implant abutments
- metal root posts or indirect metal post core build-ups
- prefabricated steel crowns
- orthodontic bands

#### Advantages

- Sizeable amount available per capsule – also suitable for large restorations
- Very good wetting behaviour
- Stable
- Low film thickness
- High level of translucency for aesthetic results
- Simple removal of excess material
- Continuous release of fluoride
- No known postoperative sensitivities

## Aqua Meron

### Water-mixable glass ionomer luting cement



#### Indications

Luting of crowns, bridges, inlays, onlays, pins, posts and orthodontic bands

#### Advantages

- Good flowability
- Low solubility in the mouth
- Low acid stress
- Biocompatible



REF 1172 Powder 35 g with dropping bottle

## Meron

### Glass ionomer luting cement



The luting of a laboratory-made restoration is the final work step of a prosthetic reconstruction. Meron's thin film thickness of just 15 µm ensures a high accuracy of fit for crowns, bridges, posts and orthodontic bands.

Compared with a conventional phosphate cement that is mixed with phosphoric acid, the use of polyacrylic acid for Meron improves pulp compatibility and facilitates the formation of a chemical bond to the dentine which reinforces the mechanical adhesion strength of the cement. One of the outstanding features of the product in day-to-day clinical work is its extended soft and elastic phase during which excess material can easily be removed.

#### Indications

Luting of crowns, bridges, inlays, onlays, pins, posts and orthodontic bands

#### Advantages

- Low solubility in the mouth
- Low acidity
- Biocompatible
- Easy application



REF 1086 Set powder / liquid (35 g / 15 ml)  
REF 1090 Set mini powder / liquid (15 g / 7 ml)

# Meron Plus · Meron Plus AC

## Resin reinforced glass ionomer luting cement

New application capsule



### Meron Plus

REF 1731 Powder 15 g  
REF 1732 Liquid 10 ml

### Meron Plus AC

REF 1736 Application capsule 50 pcs.  
REF 1737 Application capsule 150 pcs.  
REF 2331 Applicator – AC type 1

### The material for day-to-day clinical work

Meron Plus is the ideal material for day-to-day clinical work, thanks to its high adhesive strength. A primer and conditioner are not required. The material is extremely flowable thanks to its film thickness of only 10 µm. The extended elastic soft phase facilitates the removal of excess material.

### Highest values confirmed independently

In a study conducted by the University of Mainz different luting agents were tested for tensile bond strength. In each case the luting agents were applied in the self-curing mode. The illustration, "Tensile bond strength", shows the results of these tensile bond tests. Meron Plus produced the highest values in these tests. The study came to the conclusion that particularly resin-reinforced glass ionomer cements such as Meron Plus have a very high potential for luting zirconium oxide crowns.

### Indications

Luting of

- porcelain-fused-to-metal crowns, bridges on hard dental tissue and on cores rebuilt with amalgam, composites or glass ionomer materials
- metal inlays, onlays, crowns and bridges
- root posts
- all-ceramic crowns manufactured from silicate ceramic, zirconium dioxide-only or alumina-only ceramic cores
- orthodontic appliances

### Advantages

- High adhesion values compared with conventional glass ionomer luting cements
- Precise marginal fit
- Thixotropic: Very good wetting behaviour without unwanted run-off
- Low film thickness
- Moisture and acid resistant
- Simple removal of excess material thanks to long elastic phase
- Self-adhesive: secure and quick bonding
- Also suitable for high-strength zirconium dioxide ceramics
- Continuous release of fluoride

## Meron Plus QM

### Resin reinforced glass ionomer luting cement



#### Indications

Luting of

- metal-based inlays, onlays, crowns and bridges
- high-strength (e.g., zirconium dioxide-based or lithium disilicates, etc.) all-ceramic inlays, onlays, crowns and bridges
- metal, ceramic and glass fibre-reinforced posts
- orthodontic bands and aids

#### Advantages

- Excellent adhesion to the dental structure
- Precise marginal fit
- Moisture and acid resistant
- Self-adhesive: secure and quick bonding without primer or conditioner
- Excess material can be removed without waiting thanks to optional short-time light polymerisation
- QuickMix syringe ensures optimal application and a reliable mixing ratio

auto  
mix



no  
conditioning

REF 1727	QuickMix syringe 8.5 g, accessories
REF 1728	QuickMix syringe 3 × 8.5 g, accessories
REF 2261	Dispenser – QuickMix
REF 2189	Mixing tips type 10, 50 pcs.

*Not available in Canada*

## GIC Mixer

### Capsule mixing device

#### Advantages

- High oscillating frequency of 4,600 rpm, creating a particularly homogeneous mixture of powder and liquid
- Modern design
- Capsule holder allows simple insertion and removal of capsules
- User-friendly
- Quiet and practically vibration-free
- Mixing times can be freely selected between 1 and 99 seconds



REF 9050 GIC Mixer

## AC Activator

Device to activate VOCO application capsules (AC)



REF 9300 Activator – AC

## AC Applicator type 1

Forceps-type applicator to directly apply the content of VOCO application capsules (AC) into the cavity



REF 2331 Applicator – AC type 1


## AC Applicator type 2

Forceps-type applicator to directly apply the content of VOCO application capsules (AC) into the cavity




REF 2334 Applicator – AC type 2

### Application aids

REF 2169	VOCO Trifill instrument, 10 pcs.		REF 2245	Easy Brush, application brushes, 50 pcs.	
----------	----------------------------------	---	----------	--	---

### Application cannulae

REF 2146	Application cannulae type 41 for Ionoseal, 100 pcs.				
----------	---	---	--	--	--

### Mixing spatulas · Mixing pads · Mixing palettes

REF 2303	Mixing pads 70 × 80 mm, with adhesive back, 4 pcs.		REF 2168	VOCO mixing spatula for cements, 20 pcs.	
REF 2315	Mixing palettes, 20 pcs.				

Ketac Molar Quick Aplicap, Ketac Molar Aplicap, EQUIA Fil, Fuji IX GP Capsule and ChemFil Rock are not registered trademarks of VOCO GmbH.



VOCO GmbH  
Anton-Flettner-Straße 1-3  
27472 Cuxhaven  
Germany

Freecall: 00 800 44 444 555  
Fax: +49 (0)4721-719-140

info@voco.com  
www.voco.dental