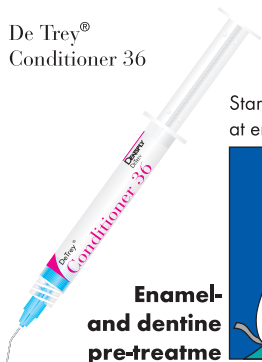


# Prime&Bond<sup>®</sup> NT for Composite

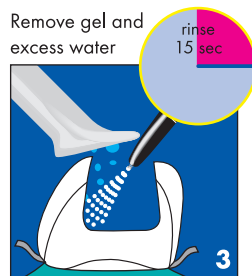
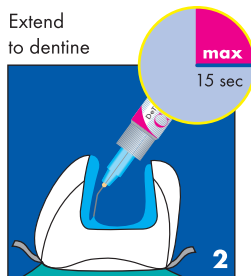
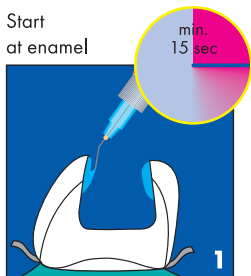
Nano-Technology Dental Adhesive

## Summary of application in the Total Etch Technique

De Trey<sup>®</sup>  
Conditioner 36



**Enamel-  
and dentine  
pre-treatme**



### Preparation:

- Clean unprepared cavity surfaces with rubber cup and cleaning paste
- Clean freshly cut surfaces with water spray
- Air-dry



Caution, consult  
Directions for Use

www.dentsply.de  
www.caulk.com

© DENTSPLY DeTrey 2009-01-15

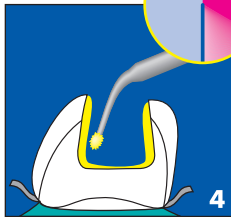
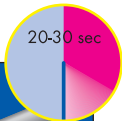
**Do not desiccate**

# Prime&Bond<sup>NT</sup>

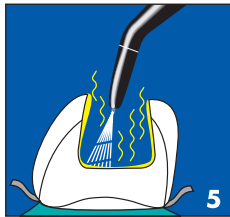


**One Layer**

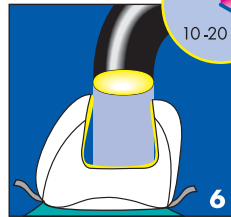
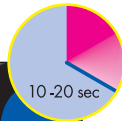
Apply ample amounts, leave undisturbed



Remove solvent with air-syringe



Light-cure\*

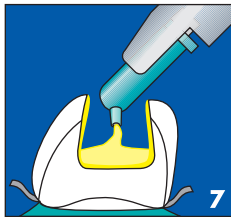


\* 10 sec for curing output  $\geq 300$  mW/cm<sup>2</sup>

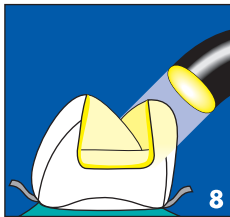
## Application with Composites



Place increments



Light-cure each increment



Polishing can be done immediately

