


Documentation and approval

Aligned solutions for the documentation
of the entire decontamination process



NEW: MELAttrace® Pro and MELAttrace®

MELAtrace® Pro and MELAtrace®

Software solutions for documentation, approval and traceability

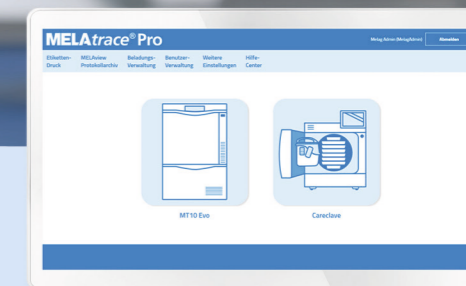
MELAtrace® Pro and MELAtrace® comply with the requirements for complete documentation in an easy, safe and paper-less way. The intuitive MELAG software solutions **connect the steps of cleaning and disinfection with sterilization in a breeze.**

Just a few clicks are required to provide the batches with approval and to archive the program logs as well as all approval decisions in a **tamper-proof decontamination report.**

An additional MELAprint® 60 generates bar code labels in order to ensure a **complete traceability.** After the application of an instrument, you are able to transfer batch information directly from the bar code label into the patient records - irrespectively of your deployed patient management software.

Find out more about the advantages of the new MELAtrace® Pro and MELAtrace® documentation and approval solutions in our product comparison.

NEW



MELAtrace®

convinces with unique product highlights at no extra cost:

- ✓ **One-off purchase:**
No annual licence or signature fees
- ✓ **Intuitive operating interface:**
Approval of the washer-disinfector, steam sterilizer and Careclave® in only a few clicks
- ✓ **Legal certainty:**
The program logs and approval decisions are saved in a tamper-proof decontamination report
- ✓ **Traceability:**
Print bar code labels for marking the instruments by using the optional MELAprint® 60

MELAtrace® Pro

combines all the product highlights of MELAtrace® with a number of further innovative features:

- + **Load management:**
Document the load elements and standard batches for maximum transparency
- + **Video tutorials:**
Aligned video tutorials provide all the information required for the proper use of MELAtrace® Pro
- + **Preferential support:**
Rely on a preferential remote support by our MELAG experts
- + **Sealing logs:**
Assign sealing logs with all the relevant process parameters to the sterilization batch
- + **Complete documentation:**
In addition to the load and approval information, MELAtrace® Pro archives the text and graphic logs in the decontamination report

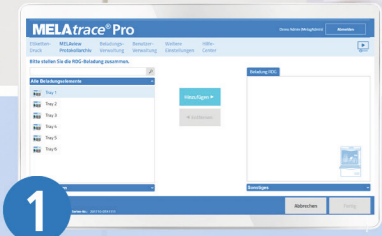


The MELAtrace® Pro tutorials assist you in the documentation and approval process. Find more video tutorials on our multimedia channel:
www.melag.com/en/multimedia

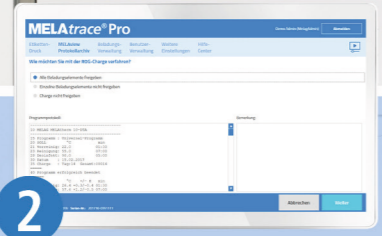
Documentation and approval

The ideal software for the MELAG System Solution

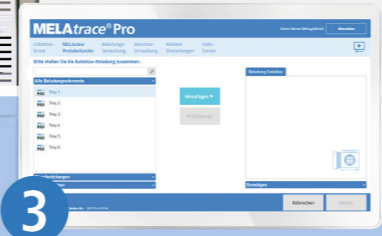
First class in both price and performance: Our software solutions cover the whole process of instrument decontamination to ensure safe documentation. Discover the perfect interplay of MELAtrace® Pro and MELAtrace® with the MELAG System Solution.




1
Washer-disinfector load
 (optional with MELAtrace® Pro)
 You can compile load elements or add pre-defined standard batches to the washer-disinfector load in only a few clicks.



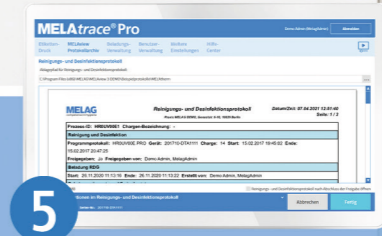
2
Approval washer-disinfector
 After cleaning and disinfection, please check the program log of MELAtherm® and perform the batch approval.



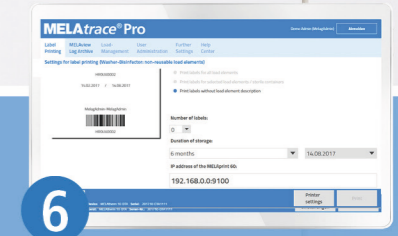
3
Steam sterilizer load
 (optional with MELAtrace® Pro)
 The pre-determined load elements from the washer-disinfector batch have already been pre-selected for sterilization. The sealing logs can also be assigned to the load configuration of the steam sterilizer.



4
Approval steam sterilizer
 After completion of sterilization, check the steam sterilizer program log, document the colour change of the batch indicator and provide the sterilization batch with approval.



5
Decontamination report
 All information pertaining to the decontamination as well as the text and graphic logs of the MELAG devices and the DAC Universal are incorporated in a tamper-proof decontamination report saved as a PDF file.



6
Label printing
 (optional)
 As a last step, the instruments are labelled to enable complete traceability. The decontamination information is transferred from the instruments in the patient record or in a patient management software using double-sided adhesive bar code labels.



Our digital tools

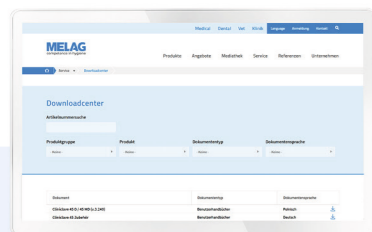
Smart workflows in instrument decontamination

MELAconnect App

Use MELAconnect App to unleash the full potential of the MELAG System Solution*:

- ✓ **Remote Monitoring:** Check the program progress from anywhere in your practice and clinic.
- ✓ **Seal check Function:** Perform quick and paper-less documentation of routine checks of the MELAG sealing devices.
- ✓ **Media Center:** Access a range of helpful video tutorials and user manuals.
- ✓ **Troubleshooting:** Identify malfunctions and receive solutions on the smartphone and tablet.

* MELAconnect App can be run on iOS and Android smartphones and tablets. The app can be connected with MELAtherm® 10 Evolution, the steam sterilizers of Premium-Class Evolution and Cliniclave® 45 series via network integration.



Download Center:

Retrieve MELAG documents from anywhere and at any time:



www.melag.com/en/service/downloadcenter

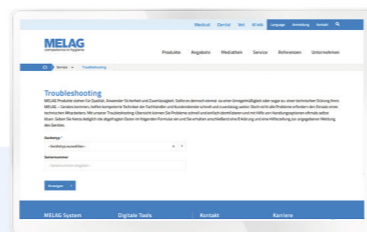


Multimedia:

Learn from more than 300 videos about safe instrument decontamination:



www.melag.com/en/multimedia



Troubleshooting:

Enter malfunction numbers to access immediate solutions:



www.melag.com/en/service/troubleshooting

Perfection in the finest detail

Solutions for checking, logging and labelling

Our accessories aligned to the MELAG System Solution support you in checking the process success, saving logs and labelling wrapped instruments. Use our versatile range of accessories to customize the workflow to your needs and to ensure the best results in infection control.



Routine and batch control



MELAcontrol®

is a helix test body with 250 indicator strips which simulates the most difficult requirements placed on the reprocessing of hollow body instruments in a class B steam sterilizer.



MELAcontrol® Pro

is designed for large-scale sterilization needs. The re-usable test body guarantees even more economical batch control.



MELAG Seal Check

verifies the quality of the seal seam: Faulty fusion of the sterilization pouch or insufficient contact pressure is revealed through the indicator paper.



MELAG Ink Test

is an ink test with 30 single-use bags for the reliable control of sterilization foils with folds for irregularities, defects or channels.



Log transfer and printout



MELAflash® CF card printer

easily saves logs on a CF card without connection of the MELAG devices to the clinic network.



MELAnet® Box

automatically saves logs on your computer or server using a network connection.



MELAprint® 44

prints logs in paper form. An additional network adapter enables connection with new device generations.



MELAG USB Stick

for the documentation of Careclave® and MELAseal® 200 log files.



Label printing



MELAprint® 60

prints bar code labels to ensure optimal instrument marking and traceability.



Bar code hand scanner

transfers information from bar code labels into the digital patient record software.



MELAdoc®






























generates labels with all the important information about the sterilization process for marking the wrapped instruments.



Documentation sheets

facilitates approval of the washer-disinfector and steam sterilizer batch in paper form.

Overview of compatibility

	 MELAtherm® 10 Evolution	 MELAtherm® 10	 Careclave®	 Premium-Class Evolution	 Pro-Class	 Euroklav® and MELAquick® 12	 Cliniclave® 45 Series	 MELAtronic® EN	 MELAseal® Pro	 MELAseal® 200	 MELAseal® 100+
Routine and batch control											
 MELAcontrol® Order no. 01080			✓	✓	✓		✓				
 MELAcontrol® Pro Order no. 01075			✓	✓	✓		✓				
 Seal Check Order no. 01079									✓	✓	✓
 MELAG Ink Test No. 01089									✓	✓	✓
Log transfer and storage											
 MELAflash® CF card printer Order no. 01039	Function integrated	Function integrated		Function integrated	✓	✓	Function integrated	✓	✓		
 MELAflash® Card reader Order no. 01048	✓	✓		✓	✓	✓	✓	✓	✓		
 MELAflash® CF card Order no. 01043	✓	✓		✓	✓ ¹	✓ ¹	✓	✓ ¹	✓ ¹		
 MELANet® Box Order no. 40296	Function integrated	Function integrated	Function integrated	Function integrated	✓	✓	Function integrated	✓			
 USB/Serial Adapter Order no. 80270					✓	✓		✓	✓		
 USB stick Order no. 19901			✓							✓	
Log printout											
 MELAprint® 44 Order no. 01144	✓ ²	✓ ²		✓ ²	✓	✓	✓ ²	✓	✓		
 MELAG Network adapter Order no. 40295	✓	✓					✓				
Documentation and approval software											
 MELAtrace® No. ME21128	✓	✓	✓	✓	✓	✓	✓	✓	✓	✓	
 MELAtrace® Pro No. ME21138	✓	✓	✓	✓	✓	✓	✓	✓	✓	✓	
 Bar code hand scanner ³ Order no. 01110	✓	✓	✓	✓	✓	✓	✓	✓			
Label printing											
 MELAprint® 60 Order no. 01160			✓	✓	✓ ³	✓ ³	✓	✓ ³			
 MELAdoc® Order no. 01095			✓	✓	✓	✓	✓	MELAtronic® EN+			
App											
 MELAconnect App	✓			✓			✓		✓ ⁴	✓ ⁴	✓ ⁴

¹ In connection with MELAflash® CF card printer, ² In connection with MELAG Network Adapter, ³ In connection with MELAtrace® Pro or MELAtrace® and a computer with RJ45/Ethernet interface, ⁴ Seal Check function of the MELAconnect App



Save paper, protect the environment:

To reduce paper, we provide the user documentation electronically in our download center. You will find further information on www.melag.com